

Clip Sonic[®]

TECHNOLOGY
User manual

LED lamp Bluetooth[®] compatible speaker



Reference : TES159
Version : 1.3
Language : English

Clip Sonic®

TECHNOLOGY

User manual

Thank you to have purchased a product brand Clipsonic Technology. We take great care in design, ergonomics and simple use of our products. We hope that this product will give you complete satisfaction.

This instruction manual is also available on our website www.clipsonic.com

PRECAUTION

- The Speaker has a fever phenomenon when normally operated or charging, it's normal
- If you need to clean the speaker, please turn off the speaker and disconnect it with an external devices before cleaning.
- Do not drop or trample the speaker
- Do not use alcohol, benzene and other chemicals to clean the speaker
- Do not put it close to the extreme cold or hot objects
- Please use the accessories provided original
- Do not dismantle the speaker without authorization
- The service time of the Speaker's battery depends on the output volume of the matched mobile phone. Please turn down the volume of your cell phone to about 70% of the maximum volume, which can prolong the service time.

ACCESSORIES



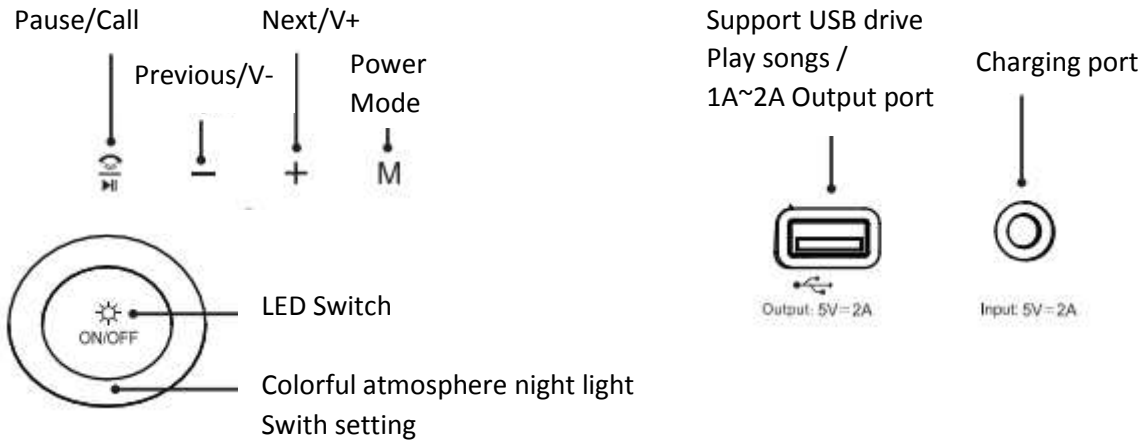
- Speaker
- Power adapter
- Manual

Clip Sonic[®]

TECHNOLOGY

User manual

PRODUCT DESCRIPTION



CONNECTION MODE

1. On/Off: Press power key for 2 seconds, then the speaker mode is on.
2. Connect with mobile device: Turn on the mobile device and TES159 speaker's mode, then connect TES159 via Bluetooth[®] on the mobile device.

OPERATION INSTRUCTION



1. Speaker player

Connect your Smartphone with the speaker, then you can control the speaker by your Smartphone.

Functions on speaker:

- Pressing - shortly : Previous
- Long pressing - : Volume down
- Pressing + shortly : Next
- Long pressing + : Volume up



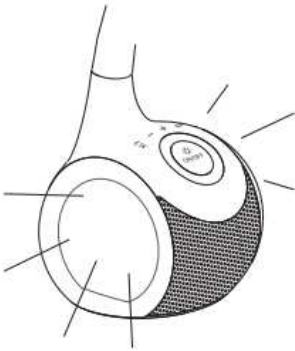
2. Speakerphone

TES59 speaker has a voice prompt and the music will pause if there is a phone call coming while your phone is connected with the speaker. Then, you can press Pause/Call button to answer the call.

Clip Sonic[®]

TECHNOLOGY

User manual



3. Table lamp

Touch LED switch to turn the LED light.

There have 3 levels of brightness:

Level 1: Low light


Level 2: Medium Light

Level 3: Strong Light

4. Colorful atmosphere night light

Touch atmosphere light switch to turn on the night light, touch different colors on the color wheel to change color.

FUNCTIONAL PARAMATER

Model	TES159
Loudspeaker	52mm Φ
Loudspeaker output	5W THD=10%
Signal to noise	≥ 90 dB
Responding frequency	90Hz~20KHz
Power supply	DC5V  500mA
Net weight	510g

FEATURES

1. Fashionable design.
2. Easy operation and great sound quality.
3. It connects wirelessly to your Smartphone, tablet or other wireless device.
4. Its built-in speakerphone supports hands free calls.
5. Table lamp Bluetooth[®] speaker supports mobile/tablet pc charge, and with changeable colorful night light.

CLEANING AND MAINTENANCE

Clean the unit using a soft dry cloth.

Do not use detergent may damage the unit.

Clip Sonic®

TECHNOLOGY

User manual



Correct disposal of the unit
(Electrical and Electronic Equipment)

(Applicable in the European Union and the rest of Europe that have adopted separate collection systems countries)

The European Directive 2012/19/UE on Waste Electrical and Electronic Equipment (WEEE), requires that old household electrical appliances must not be disposed of in the normal household waste stream. Old appliances must be collected separately in order to optimize the recovery and recycling of the materials they contain and reduce the impact on human health and the environment. The symbol of the crossed out dustbin is marked on all products to remind the obligations of separate collection. Consumers should contact their local authority or retailer for information concerning the correct disposal of their product.



Pour en savoir plus :
www.quefairedemesdechets.fr

CLIP SONIC

BP 61071

67452 Mundolsheim

- Non contractual illustration
- Product information is subject to change without prior notice.